


SuperScrape Impressions

→ LOGO MAT • INDOOR & OUTDOOR



→ WHY CHOOSE THIS MAT?

SuperScrape Impressions mats feature your custom logo or artwork overlaid onto a SuperScrape mat. Multi-colour images are created by molding a digitally printed polymeric material into the durable nitrile rubber surface of the mat.

- **High Definition Photographic quality** images are printed on thermoplastic material and molded into rubber
- Textured **slip resistant** surface effectively removes dirt and soil
- Rubber that is resistant to chemical, greases and oil
- **80 standard colour options**
- Rubber anti-slip backing with 34% post-industrial recycled content in the rubber polymer


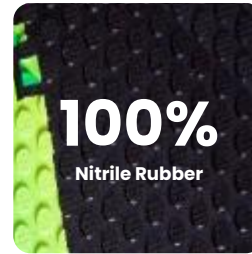
→ SPECIFICATIONS

Material	<ul style="list-style-type: none">• 100% Nitrile Rubber with 34% post-industrial recycled content in the polymer - phthalate free - For maximum oil resistance, durability, and performance. Compression -molded with reinforced borders on all four sides.
Other properties	<ul style="list-style-type: none">• Thickness: 3.5 mm• Total weight: 4,3 kg/m²• Durometer: 65• Tensil: 1600
Colour	80 standard colours
Recommended use	Recommended for use in commercial and industrial settings where branding or messaging is required/preferred along with the debris removal qualities of a scraper mat. Excellent for customization with a company logo, slogan, or safety and quality reminders.

→ STANDARD SIZES

- 60x40 (max. logo size: 50x30)
- 75x85 (max. logo size: 55x65)
- 85x150 (max. logo size: 65x130)
- 115x180 (max. logo size: 95x160)
- 150x250 (max. logo size: 110x230)

Size Tolerance: +/- 5%



→ CLEANING INSTRUCTIONS

SuperScrape Impressions mats can be commercially laundered (see laundering instructions) or cleaned using the instructions below:

1. Scrub with a deck brush (when needed) using detergent with a neutral PH
2. Rinse with a hose or pressure washer
3. Lay flat or hang to dry

→ LAUNDERING INSTRUCTIONS

SuperScrape Impressions mats can be commercially laundered periodically to remove soil. The formula below does not require extensive mechanical action or drying.

1. Flush 2-3 minutes, medium water level, cold water
2. Break 5-10 minutes, high water level, 49 °C
3. Rinse 2 minutes, high water level, cold water
4. Rinse 2 minutes, high water level, cold water
5. Drain 2 minutes
6. Lay mats flat following removal from washer. Allow to cool before rolling.

→ COLOURS

